






BankIslami

| PRODUCT | 0 – 0.49 M | 0.50 M – 0.99 M | 1 M – 2.49 M | 2.50 M – 4.99 M | 5 M – 9.99 M | 10 M – 24.99 M | 25 M – 49.99 M | 50 M – 99.99 M | 100 M – 199.99 M | 200 M – 499.99 M | 500 M – 749.99 M | 750 M – 999.99 M | 1 B & Above |
|---|------------|-----------------|--------------|-----------------|--------------|----------------|----------------|----------------|------------------|------------------|------------------|------------------|-------------|
| Islamic Mahana Munafa TDR 1.5 Years (Monthly Average) | 0.29722 | 0.29722 | 0.30278 | 0.30722 | 0.31333 | 0.35111 | 0.37667 | 0.39000 | 0.41667 | 0.42889 | 0.44222 | 0.44222 | 0.44222 |

Prepared By: _____

 Pool Manager

Verified By: _____

 Section Head, Pool Management

Approved By: _____

 Resident Shariah Board Member
 28/08/19

Note:
 Weighted average investment ratios are approved by the management as of August 27, 2019.
 Profit Sharing Ratio: Bank (Mudarib share) 50%:Customer (Rab-ul Maal share) 50%