



BankIslami

| PRODUCT | 0 - 0.49 M | 0.50 M - 0.99 M | 1 M - 2.49 M | 2.50 M - 4.99 M | 5 M - 9.99 M | 10 M - 24.99 M | 25 M - 49.99 M | 50 M - 99.99 M | 100 M - 199.99 M | 200 M - 499.99 M | 500 M - 749.99 M | 750 M - 999.99 M | 1 B & Above |
|--|------------|-----------------|--------------|-----------------|--------------|----------------|----------------|----------------|------------------|------------------|------------------|------------------|-------------|
| Islami Bachat (Monthly Average) | 0.18750 | | | | | | | | | | | | |
| Islami Asaan Saving (Monthly Average) | 0.18750 | | | | | | | | | | | | |
| Islami Sahulat (Monthly Average) | 0.00250 | | | | | | | | | | | | |
| Islami Asaan Sahulat (Monthly Average) | 0.00250 | | | | | | | | | | | | |
| Corporate Saving (Monthly Average) | 0.21876 | | | | | | | | | | | | |
| Takaful & Insurance Saving (Monthly Average) | 0.25000 | 0.43750 | | | 0.56250 | | | | | | | | |
| PF, GF & Pension Fund Saving (Monthly Average) | 0.50000 | | | | | | 0.56250 | | | | | | |

Fixed Term Bullet Profit (General Deposit):

| | 0.25938 | 0.26250 | 0.26875 | 0.27813 | 0.29375 | 0.30000 | 0.35938 | 0.37500 |
|---------|---------|---------|---------|---------|---------|---------|---------|---------|
| 30 Days | 0.25938 | 0.26250 | 0.26875 | 0.27813 | 0.29375 | 0.30000 | 0.35938 | 0.37500 |
| 3 Month | 0.26875 | | 0.27188 | 0.27813 | 0.28750 | 0.30313 | 0.43750 | 0.45313 |
| 6 Month | 0.31156 | 0.31781 | 0.32406 | 0.33031 | 0.37500 | 0.40625 | 0.42188 | 0.45313 |
| 1 YEAR | 0.34281 | 0.34906 | 0.35531 | 0.36156 | 0.40625 | 0.43750 | 0.45313 | 0.48438 |
| 2 YEAR | 0.34281 | 0.34906 | 0.35531 | 0.36156 | 0.40625 | 0.43750 | 0.45313 | 0.50000 |
| 3 YEAR | 0.35843 | 0.36468 | 0.37093 | 0.37718 | 0.42188 | 0.45313 | | |
| 5 YEAR | 0.38031 | 0.38656 | 0.39281 | 0.39906 | 0.44375 | | | |

Fixed Term Bullet Profit (Mutual Fund, Takaful and PF & GF Deposit):

| | 0.20428 | 0.23553 | 0.25116 | 0.26678 | 0.28241 | 0.29803 | 0.31991 | 0.33241 |
|---------|---------|---------|---------|---------|---------|---------|---------|---------|
| 30 Days | 0.20428 | 0.23553 | 0.25116 | 0.26678 | 0.28241 | 0.29803 | 0.31991 | 0.33241 |
| 3 Month | 0.25488 | | 0.26113 | 0.26738 | 0.28300 | 0.29238 | 0.33613 | 0.34863 |
| 6 Month | 0.27615 | 0.28240 | 0.28552 | 0.29177 | 0.30115 | 0.33865 | 0.35115 | 0.35740 |
| 1 YEAR | 0.33438 | | | 0.33751 | | 0.35313 | 0.35938 | 0.36876 |

Fixed Term Monthly Profit (General Deposit):

| | 0.33448 | 0.34043 | 0.34637 | 0.35231 | 0.39463 | 0.42406 | 0.43873 | 0.46798 | 0.48255 | 0.49710 |
|---------|---------|---------|---------|---------|---------|---------|---------|---------|---------|---------|
| 1 YEAR | 0.33448 | 0.34043 | 0.34637 | 0.35231 | 0.39463 | 0.42406 | 0.43873 | 0.46798 | 0.48255 | 0.49710 |
| 2 YEAR | 0.33448 | 0.34043 | 0.34637 | 0.35231 | 0.39463 | 0.42406 | 0.43873 | 0.46798 | 0.48255 | 0.49710 |
| 3 YEAR | 0.34880 | 0.35472 | 0.36063 | 0.36654 | 0.40862 | 0.43788 | | | | |
| 5 YEAR | 0.36937 | 0.37526 | 0.38115 | 0.38703 | 0.42895 | | | | | |
| 6 YEAR | | | | | | 0.42500 | | | | |
| 10 YEAR | 0.56250 | | | | | | | | | |

Fixed Term Quarterly Profit (General Deposit):

| | 0.33597 | 0.34198 | 0.34797 | 0.35397 | 0.39671 | 0.42646 | 0.44130 | 0.47090 | 0.48566 | 0.50040 |
|--------|---------|---------|---------|---------|---------|---------|---------|---------|---------|---------|
| 1 YEAR | 0.33597 | 0.34198 | 0.34797 | 0.35397 | 0.39671 | 0.42646 | 0.44130 | 0.47090 | 0.48566 | 0.50040 |
| 2 YEAR | 0.33597 | 0.34198 | 0.34797 | 0.35397 | 0.39671 | 0.42646 | 0.44130 | 0.47090 | 0.48566 | 0.50040 |
| 3 YEAR | 0.34934 | 0.35528 | 0.36121 | 0.36713 | 0.40936 | 0.43873 | | | | |
| 5 YEAR | 0.36973 | 0.37564 | 0.38154 | 0.38743 | 0.42944 | | | | | |

Fixed Term Semi-annually Profit (General Deposit):

| | | | | | | | | | | | |
|--------|-------------------|--|--|--|--|--|--|--|--|--|--|
| 1 YEAR | 0.35438 | | | | | | | | | | |
| Margin | 0.00250 | | | | | | | | | | |
| SDA | 0.00250 | | | | | | | | | | |
| Equity | On pro-rata basis | | | | | | | | | | |

| PRODUCT | 0 - 0.99 M | 0.10 M - 0.99 M | 1 M - 2.49 M | 2.50 M - 4.99 M | 5 M - 9.99 M | 10 M - 24.99 M | 25 M - 49.99 M | 50 M - 99.99 M | 100 M - 199.99 M | 200 M - 499.99 M | 500 M - 749.99 M | 750 M - 999.99 M | 1 B & Above |
|-----------------------------------|------------|-----------------|--------------|-----------------|--------------|----------------|----------------|----------------|------------------|------------------|------------------|------------------|-------------|
| *Premium Saving (Monthly Average) | 0.18750 | 0.37500 | 0.40625 | 0.43750 | 0.46875 | 0.50000 | 0.51563 | 0.53125 | 0.54688 | 0.56250 | | | |

Prepared By:

Pool Manager

Verified By:

Section Head, Pool Management

Approved By:

Resident Shariah Board Member

Note:

Weighted average investment ratios are approved by the management as of June 19, 2019.
Profit Sharing Ratio: Bank (Mudarib share) 50%:Customer (Rab-ul Maal share) 50%
*Minimum 50M deposit balance requirement.

BankIslami Pakistan Limited
General Deposit (FCY) WTGs For the Month of July` 19



BankIslami

Islami Bachat:




| | Weightages |
|------------------------------|-------------------|
| USD Saving (Monthly Average) | 0.2000 |
| GBP Saving (Monthly Average) | 0.2000 |
| EUR Saving (Monthly Average) | 0.2000 |

Islami Amdani Certificate (USD):

| | |
|-------------------------|--------|
| 30 Days - Bullet Profit | 0.3000 |
| 3 Month - Bullet Profit | 0.4000 |
| 6 Month - Bullet Profit | 0.5000 |
| 1 Year - Bullet Profit | 0.6600 |

Equity

On pro-rata basis

| Prepared By: | Verified By: | Approved By: |
|---|--|---|
|  |  |  |
| Pool Manager | Section Head Pool Management | Resident Shariah Board Member |

Note:

Weighted average investment ratios are approved by the management as of June 19, 2019.
Profit Sharing Ratio: Bank (Mudarib share) 50%:Customer (Rab-ul Maal share) 50%