



BankIslami

PRODUCT	0 – 0.49 M	0.50 M – 0.99 M	1 M – 2.49 M	2.50 M – 4.99 M	5 M – 9.99 M	10 M – 24.99 M	25 M – 49.99 M	50 M – 99.99 M	100 M – 199.99 M	200 M – 499.99 M	500 M – 749.99 M	750 M – 999.99 M	1 B & Above
Islami Bachat (Monthly Average)	0.16667												
Islami Asaan Saving (Monthly Average)	0.16667												
Islami Sahulat (Monthly Average)	0.00222												
Islami Asaan Sahulat (Monthly Average)	0.00222												
Corporate Saving (Monthly Average)	0.19445												
Takaful & Insurance Saving (Monthly Average)	0.22222	0.38889			0.50000								
PF, GF & Pension Fund Saving (Monthly Average)	0.44444												

Fixed Term Bullet Profit (General Deposit):

30 Days	0.23056			0.23333	0.23889	0.24722	0.26111	0.26667	0.31944	0.33333			
3 Month	0.23889			0.24167	0.24722	0.25556	0.26944	0.38889	0.40278	0.41667			
6 Month	0.27694	0.28250	0.31583	0.29361	0.33333	0.36111	0.37500	0.40278	0.41667	0.43056			
1 YEAR	0.30472	0.31027	0.31583	0.32138	0.36111	0.38889	0.40278	0.43056	0.44444	0.45833			
2 YEAR	0.30472	0.31027	0.31583	0.32138	0.36111	0.38889	0.40278	0.43056	0.44444	0.45833			
3 YEAR	0.31861	0.32416	0.32972	0.33527	0.37500	0.40278							
5 YEAR	0.33805	0.34361	0.34916	0.35472	0.39444								

Fixed Term Bullet Profit (Mutual Fund, Takaful and PF & GF Deposit):

30 Days	0.18158			0.20936	0.22325	0.23714	0.25103	0.26492	0.28436	0.29547			
3 Month	0.22656			0.23211	0.23767	0.25156	0.25989	0.29878	0.30989	0.31545			
6 Month	0.24546			0.25102	0.25380	0.25935	0.26769	0.30102	0.31213	0.31769			
1 YEAR	0.29723			0.30001			0.31389	0.31945	0.32778				

Fixed Term Monthly Profit (General Deposit):

1 YEAR	0.29732	0.30260	0.30789	0.31317	0.35078	0.37694	0.38998	0.41598	0.42894	0.44186			
2 YEAR	0.29732	0.30260	0.30789	0.31317	0.35078	0.37694	0.38998	0.41598	0.42894	0.44186			
3 YEAR	0.31005	0.31531	0.32056	0.32581	0.36322	0.38922							
5 YEAR	0.32833	0.33357	0.33880	0.34403	0.38129								
6 YEAR	0.37778												
10 YEAR	0.50000												

Fixed Term Quarterly Profit (General Deposit):

1 YEAR	0.29864	0.30398	0.30931	0.31464	0.35263	0.37908	0.39227	0.41858	0.43170	0.44480			
2 YEAR	0.29864	0.30398	0.30931	0.31464	0.35263	0.37908	0.39227	0.41858	0.43170	0.44480			
3 YEAR	0.31053	0.31580	0.32107	0.32634	0.36388	0.38998							
5 YEAR	0.32865	0.33390	0.33915	0.34439	0.42944	0.38173							

Fixed Term Semi-annually Profit (General Deposit):

1 YEAR	0.31500												
Margin	0.00222												
SDA	0.00222												
Equity	On pro-rata basis												

PRODUCT	0 – 0.99 K	0.10 M – 0.99 M	1 M – 2.49 M	2.50 M – 4.99 M	5 M – 9.99 M	10 M – 24.99 M	25 M – 49.99 M	50 M – 99.99 M	100 M – 199.99 M	200 M – 499.99 M	500 M – 749.99 M	750 M – 999.99 M	1 B & Above
*Premium Saving (Monthly Average)	0.16667	0.33333	0.36111	0.38889	0.41667	0.44444	0.45833	0.47222	0.48611	0.50000			

Prepared By:

Pool Manager

Verified By:

Section Head, Pool Management

Approved By:

Resident Shariah Board Member

27/08/19

Note:

Weighted average investment ratios are approved by the management as of August 27, 2019.
Profit Sharing Ratio: Bank (Mudarib share) 50%:Customer (Rab-ul Maal share) 50%
*Minimum 50M deposit balance requirement.

BankIslami Pakistan Limited
General Deposit (FCY) WTGs For the Month of September` 19



BankIslami

Islami Bachat:




	Weightages
USD Saving (Monthly Average)	0.2000
GBP Saving (Monthly Average)	0.2000
EUR Saving (Monthly Average)	0.2000

Islami Amdani Certificate (USD):

30 Days - Bullet Profit	0.3000
3 Month - Bullet Profit	0.4000
6 Month - Bullet Profit	0.5000
1 Year - Bullet Profit	0.6600

Equity

On pro-rata basis

Prepared By:	Verified By:	Approved By:
		
Pool Manager	Section Head Pool Management	Resident Shariah Board Member

Note:

Weighted average investment ratios are approved by the management as of August 27, 2019.
Profit Sharing Ratio: Bank (Mudarib share) 50%:Customer (Rab-ul Maal share) 50%

27/08/19