



BankIslami Pakistan Limited
General Deposit (PKR) Rates For the Month of July 2019

PRODUCT	0 - 0.49 M	0.50 M - 0.99 M	1 M - 2.49 M	2.50 M - 4.99 M	5 M - 9.99 M	10 M - 24.99 M	25 M - 49.99 M	50 M - 99.99 M	100 M - 199.99 M	200 M - 499.99 M	500 M - 749.99 M	750 M - 999.99 M	1 B & Above	
Islami Bachat (Monthly Average)	3.0022%								3.7528%	4.0029%	5.5039%	7.5063%	8.5000%	
Islami Asaan Saving (Monthly Average)	3.0020%													
Islami Sahulat (Monthly Average)	0.0400%													
SDA Account	0.0400%													
Islami Asaan Sahulat (Monthly Average)	0.0398%													
Corporate Saving (Monthly Average)	3.6027%													
Takaful & Insurance Saving (Monthly Average)	4.0028%		7.0050%			9.0065%								
PF, GF & Pension Fund Saving (Monthly Average)	8.0057%		9.0065%											

Profit Payment At Maturity:

30 Days	4.1530%	4.1531%			4.2030%	4.3031%	4.4533%	4.6926%	4.8000%	5.7500%	6.0000%		
3 Month	4.3030%	4.3031%			4.3532%	4.4533%	4.6033%	4.8536%	7.0050%	7.2553%	7.5000%		
6 Month	4.9885%	4.9885%	5.0886%	5.1887%	5.2888%	6.0043%	6.4966%	6.7549%	7.2500%	7.5000%	7.7500%		
1 YEAR	5.4889%		5.5890%	5.6890%	5.7891%	6.5047%	7.0050%	7.2553%	7.7565%	8.0000%	8.2500%		
2 YEAR	5.4889%		5.5890%	5.6890%	5.7891%	6.5000%	7.0000%	7.2500%	7.7500%	8.0000%	8.2500%		
3 YEAR	5.7390%		5.8391%	5.9391%	6.0256%	6.7549%	7.2500%						
5 YEAR	6.0893%		6.1894%	6.2895%	6.3895%	7.1051%							

Profit Payment At Maturity (FI)

30 Days	3.2708%			3.2688%	3.7712%	4.0164%	4.2685%	4.5185%	4.7685%	5.1185%	5.3185%		
3 Month	4.0781%				4.1781%	4.2781%	4.5281%	4.6781%	5.3781%	5.5781%	5.6781%		
6 Month	4.4184%				4.5184%	4.5684%	4.6684%	4.8184%	5.4184%	5.6184%	5.7184%		
1 YEAR	5.3539%	5.3473%	5.3546%	5.3445%	5.3445%	5.3972%	5.3944%	5.3944%	5.6501%	5.7501%	5.9001%		

Profit Payment Monthly (PKR):

1 YEAR	5.3555%	5.3555%	5.4508%	5.5459%	5.6410%	6.3186%	6.7898%	7.0160%	7.4876%	7.7208%	7.9536%			
2 YEAR	5.3555%		5.4508%	5.5459%	5.6410%	6.3186%	6.7754%	7.0095%	7.4760%	7.7085%	7.9404%			
3 YEAR	5.5848%		5.6796%	5.7742%	5.8689%	6.5426%	7.0111%							
5 YEAR	5.9142%		6.0085%	6.1028%	6.1969%	6.8681%								
6 YEAR	6.8049%													
10 YEAR	9.0065%													


Profit Payment Quarterly (PKR):

1 YEAR	5.3794%	5.3794%	5.4756%	5.5715%	5.6676%	6.3519%	6.8234%	7.0608%	7.5344%	7.7706%	8.0064%			
2 YEAR	5.3794%		5.4756%	5.4687%	5.6676%	6.3519%	6.7946%	7.0299%	7.4983%	7.7332%	7.9687%			
3 YEAR	5.5934%		5.6886%	5.7835%	5.8783%	6.5545%	7.0197%							
5 YEAR	5.9199%		6.0146%	6.1090%	6.2033%	6.8760%								


Profit Payment Half Yearly (PKR):

1 YEAR	5.6700%												
--------	---------	--	--	--	--	--	--	--	--	--	--	--	--

PRODUCT	0 - 0.99 M	0.10 M - 0.99 M	1 M - 2.49 M	2.50 M - 4.99 M	5 M - 9.99 M	10 M - 24.99 M	25 M - 49.99 M	50 M - 99.99 M	100 M - 199.99 M	200 M - 499.99 M	500 M - 749.99 M	750 M - 999.99 M	1 B & Above
Premium Saving (Monthly Average)	3.0021%	6.0043%	6.5047%	7.0050%	7.5054%	8.0057%	8.2560%	8.5061%	8.7564%	9.0065%			


 Pool Manager


 Section Head, Pool Management


 Resident Shariah Board Member

Note:

Rates are declared only for products in which Depositors have made Investments.

BankIslami Pakistan Limited
Pool Profit Rates For the Month of July 2019



Islami Bachat :

USD Saving (Monthly Average)
 GBP Saving (Monthly Average)
 EURO Saving (Monthly Average)




Rates %

0.5595%
 0.3792%
 0.0680%

Islami Amdani Certificate (USD):

30 Days - Bullet Payment
 3 Months - Bullet Payment
 6 Months - Bullet Payment
 1 Year - Bullet Payment

0.8392%
 1.1190%
 1.3987%
 1.8463%

		
Pool Manager	Section Head, Pool Management	Resident Shariah Board Member

09/08/19