

BankIslami Pakistan Limited
General Deposit (PKR) WTGs For the Month of December '19



BankIslami

PRODUCT	0 - 0.49 M	0.50 M - 0.99 M	1 M - 2.49 M	2.50 M - 4.99 M	5 M - 9.99 M	10 M - 24.99 M	25 M - 49.99 M	50 M - 99.99 M	100 M - 199.99 M	200 M - 499.99 M	500 M - 749.99 M	750 M - 999.99 M	1 B & Above
Islami Bachat (Monthly Average)	0.16667								0.20833	0.22222	0.30556	0.41667	0.47222
Islami Asaan Saving (Monthly Average)	0.16667												
Islami Sahulat (Monthly Average)	0.00222												
Islami Asaan Sahulat (Monthly Average)	0.00222												
Corporate Saving (Monthly Average)	0.19445												
Takaful & Insurance Saving (Monthly Average)	0.22222	0.38889					0.50000						
PF, GF & Pension Fund Saving (Monthly Average)	0.44444					0.50000							

Fixed Term Bullet Profit (General Deposit):

30 Days	0.23056				0.23333	0.23889	0.24722	0.26111	0.26667	0.31944	0.33333
3 Month	0.23889				0.24167	0.24722	0.25556	0.26944	0.38889	0.40278	0.41667
6 Month	0.27694	0.28250	0.28805	0.29361	0.33333	0.36111	0.37500	0.40278	0.41667	0.43056	
1 YEAR	0.30472	0.31027	0.31583	0.32138	0.36111	0.38889	0.40278	0.43056	0.44444	0.45833	
2 YEAR	0.30472	0.31027	0.31583	0.32138	0.36111	0.38889	0.40278	0.43056	0.44444	0.45833	
3 YEAR	0.31861	0.32416	0.32972	0.33527	0.37500	0.40278					
5 YEAR	0.33805	0.34361	0.34916	0.35472	0.39444						

Fixed Term Bullet Profit (Mutual Fund, Takaful and PF & GF Deposit):

30 Days	0.18158				0.20936	0.22325	0.23714	0.25103	0.26492	0.28436	0.29547
3 Month	0.22656				0.23211	0.23767	0.25156	0.25989	0.29878	0.30989	0.31545
6 Month	0.24546				0.25102	0.25380	0.25935	0.26769	0.30102	0.31213	0.31769
1 YEAR	0.29723				0.30001			0.31389	0.31945	0.32778	

Fixed Term Monthly Profit (General Deposit):

1 YEAR	0.29732	0.30260	0.30789	0.31317	0.35078	0.37694	0.38998	0.41598	0.42894	0.44186
2 YEAR	0.29732	0.30260	0.30789	0.31317	0.35078	0.37694	0.38998	0.41598	0.42894	0.44186
3 YEAR	0.31005	0.31531	0.32056	0.32581	0.36322	0.38922				
5 YEAR	0.32833	0.33357	0.33880	0.34403	0.38129					
6 YEAR	0.37778									
10 YEAR	0.50000									

Fixed Term Quarterly Profit (General Deposit):

1 YEAR	0.29864	0.30398	0.30931	0.31464	0.35263	0.37908	0.39227	0.41858	0.43170	0.44480
2 YEAR	0.29864	0.30398	0.30931	0.31464	0.35263	0.37908	0.39227	0.41858	0.43170	0.44480
3 YEAR	0.31053	0.31580	0.32107	0.32634	0.36388	0.38998				
5 YEAR	0.32865	0.33390	0.33915	0.34439	0.38173					

Fixed Term Semi-annually Profit (General Deposit):

1 YEAR	0.31500												
Margin	0.00222												
SDA	0.00222												
Equity	On pro-rata basis												
Islamic Mahana Munafa TDR 1.5 Years (Monthly Average)	0.29722	0.29722	0.30278	0.30722	0.31333	0.35111	0.37667	0.39000	0.41667	0.42889	0.44222	0.44222	0.44222
EHAD SUKUK	0.91056												
PRODUCT	0 - 0.99 K	0.10 M - 0.99 M	1 M - 2.49 M	2.50 M - 4.99 M	5 M - 9.99 M	10 M - 24.99 M	25 M - 49.99 M	50 M - 99.99 M	100 M - 199.99 M	200 M - 499.99 M	500 M - 749.99 M	750 M - 999.99 M	1 B & Above
Premium Saving (Monthly Average)	0.16667	0.40278	0.40278	0.40278	0.41667	0.44444	0.45833	0.47222	0.48611	0.50000			

Prepared By:

Pool Manager

Verified By:

Section Head, Pool Management

Approved By:

Resident Shariah Board Member

Note:

Weighted average investment ratios are approved by the management as of November 25, 2019.
Profit Sharing Ratio: Bank (Mudarib share) 50%; Customer (Rab-ul Maal share) 50%

BankIslami Pakistan Limited
General Deposit (FCY) WTGs For the Month of December` 19



BankIslami

Islami Bachat:




	Weightages
USD Saving (Monthly Average)	0.2000
GBP Saving (Monthly Average)	0.2000
EUR Saving (Monthly Average)	0.2000

Islami Amdani Certificate (USD):

30 Days - Bullet Profit	0.3000
3 Month - Bullet Profit	0.4000
6 Month - Bullet Profit	0.5000
1 Year - Bullet Profit	0.6000

Equity

On pro-rata basis

Prepared By:	Verified By:	Approved By:
		
Pool Manager	Section Head Pool Management	Resident Shariah Board Member

Note:

Weighted average investment ratios are approved by the management as of November 25, 2019.
Profit Sharing Ratio: Bank (Mudarib share) 50%:Customer (Rab-ul Maal share) 50%



PRODUCT	Weightages
SPECIAL POOL (TDR-1 YEAR) MONTHLY PROFIT	0.52778
TWO YEAR SPECIAL TDR MONTHLY PROFIT	0.66667
SPECIAL POOL TDR-3 YEAR MONTHLY PROFIT	0.59722
1YEAR SPECIAL TDR BULLET PROFIT	0.72222
1 YEAR SP 2 TDR MONTHLY PROFIT	0.66667

Prepared By:

Pool Manager

Verified By:

Section Head, Pool Management

Approved By:

Resident Shariah Board Member

Note:

Weighted average investment ratios are approved by the management as of November 25, 2019.

Profit Sharing Ratio: Bank (Mudarib share) 10%:Customer (Rab-ul Maal share) 90%

BankIslami Pakistan Limited

SPL Deposit (PKR) Weightages For the Month of December 2019



BankIslami

Category	Weightages	Category	Weightages	Category	Weightages
Special Saving		Mutual Fund		Special TDR	
SPL-001	0.5000	MF-001	0.50000	STDR-001	0.5000
SPL-002	0.5139	MF-002	0.51389	STDR-002	0.5139
SPL-003	0.5278	MF-003	0.5278	STDR-003	0.5278
SPL-004	0.5417	MF-004	0.5417	STDR-004	0.5417
SPL-005	0.5556	MF-005	0.5556	STDR-005	0.5556
SPL-006	0.5694	MF-006	0.5694	STDR-006	0.5694
SPL-007	0.5833	MF-007	0.5833	STDR-007	0.5833
SPL-008	0.5972	MF-008	0.5972	STDR-008	0.5972
SPL-009	0.6111	MF-009	0.6111	STDR-009	0.6111
SPL-010	0.6250	MF-010	0.6250	STDR-010	0.62500
SPL-011	0.6389	MF-011	0.6389	STDR-011	0.63889
SPL-012	0.6528	MF-012	0.6528	STDR-012	0.65278
SPL-013	0.6667	MF-013	0.6667	STDR-013	0.66667
SPL-014	0.6722	MF-014	0.6722	STDR-014	0.67222
SPL-015	0.6778	MF-015	0.6778	STDR-015	0.67778
SPL-016	0.6833	MF-016	0.6833	STDR-016	0.68333
SPL-017	0.6889	MF-017	0.6889	STDR-017	0.68889
SPL-018	0.6944	MF-018	0.6944	STDR-018	0.69444
SPL-019	0.7000	MF-019	0.7000	STDR-019	0.70000
SPL-020	0.7056	MF-020	0.7056	STDR-020	0.70556
SPL-021	0.7111	MF-021	0.7111	STDR-021	0.71111
SPL-022	0.7167	MF-022	0.7167	STDR-022	0.71667
SPL-023	0.7222	MF-023	0.7222	STDR-023	0.72222
SPL-024	0.7278	MF-024	0.7278	STDR-024	0.72778
SPL-025	0.7333	MF-025	0.7333	STDR-025	0.73333
SPL-026	0.7389	MF-026	0.7389	STDR-026	0.73889
SPL-027	0.7444	MF-027	0.7444	STDR-027	0.74444
SPL-028	0.7500	MF-028	0.7500	STDR-028	0.75000
SPL-029	0.7556	MF-029	0.7556	STDR-029	0.75556
SPL-030	0.7611	MF-030	0.7611	STDR-030	0.76111
SPL-031	0.7667	MF-031	0.7667	STDR-031	0.76667
SPL-032	0.7722	MF-032	0.7722	STDR-032	0.77222
SPL-033	0.7778	MF-033	0.7778	STDR-033	0.77778
SPL-034	0.7833	MF-034	0.7833	STDR-034	0.78333

Prepared By:

Verified By:

Approved By:

Pool Manager

Section Head
Pool Management

Resident Shariah Board Member

Note:

Weighted average investment ratios are approved by the management as of November 26, 2019.

Profit Sharing Ratio: Bank (Mudarib share) 20%:Customer (Rab-ul Maal share) 80%

Customer may obtain information about its category by making call on 111475264