



PRODUCT	0 - 0.49 M	0.50 M - 0.99 M	1 M - 2.49 M	2.50 M - 4.99 M	5 M - 9.99 M	10 M - 24.99 M	25 M - 49.99 M	50 M - 99.99 M	100 M - 199.99 M	200 M - 499.99 M	500 M - 749.99 M	750 M - 999.99 M	1 B & Above
Islami Bachat (Monthly Average)	0.16667								0.20833	0.22222	0.30556	0.41667	0.47222
Islami Asaan Saving (Monthly Average)	0.16667												
Islami Sahulat (Monthly Average)	0.00222												
Islami Asaan Sahulat (Monthly Average)	0.00222												
Corporate Saving (Monthly Average)	0.19445												
Takaful & Insurance Saving (Monthly Average)	0.22222	0.38889						0.50000					
PF, GF & Pension Fund Saving (Monthly Average)	0.44444						0.50000						

Fixed Term Bullet Profit (General Deposit):

30 Days	0.23056				0.23333	0.23889	0.24722	0.26111	0.26667	0.31944	0.33333
3 Month	0.23889				0.24167	0.24722	0.25556	0.26944	0.38889	0.40278	0.41667
6 Month	0.27694	0.28250	0.31583	0.29361	0.33333	0.36111	0.37500	0.40278	0.41667	0.43056	
1 YEAR	0.30472	0.31027	0.31583	0.32138	0.36111	0.38889	0.40278	0.43056	0.44444	0.45833	
2 YEAR	0.30472	0.31027	0.31583	0.32138	0.36111	0.38889	0.40278	0.43056	0.44444	0.45833	
3 YEAR	0.31861	0.32416	0.32972	0.33527	0.37500	0.40278					
5 YEAR	0.33805	0.34361	0.34916	0.35472	0.39444						

Fixed Term Bullet Profit (Mutual Fund, Takaful and PF & GF Deposit):

30 Days	0.18158				0.20936	0.22325	0.23714	0.25103	0.26492	0.28436	0.29547
3 Month	0.22656				0.23211	0.23767	0.25156	0.25989	0.29878	0.30989	0.31545
6 Month	0.24546				0.25102	0.25380	0.25935	0.26769	0.30102	0.31213	0.31769
1 YEAR	0.29723				0.30001			0.31389	0.31945	0.32778	

Fixed Term Monthly Profit (General Deposit):

1 YEAR	0.29732	0.30260	0.30789	0.31317	0.35078	0.37694	0.38998	0.41598	0.42894	0.44186
2 YEAR	0.29732	0.30260	0.30789	0.31317	0.35078	0.37694	0.38998	0.41598	0.42894	0.44186
3 YEAR	0.31005	0.31531	0.32056	0.32581	0.36322	0.38922				
5 YEAR	0.32833	0.33357	0.33880	0.34403	0.38129					
6 YEAR						0.37778				
10 YEAR	0.50000									

Fixed Term Quarterly Profit (General Deposit):

1 YEAR	0.29864	0.30398	0.30931	0.31464	0.35263	0.37908	0.39227	0.41858	0.43170	0.44480
2 YEAR	0.29864	0.30398	0.30931	0.31464	0.35263	0.37908	0.39227	0.41858	0.43170	0.44480
3 YEAR	0.31053	0.31580	0.32107	0.32634	0.36388	0.38998				
5 YEAR	0.32865	0.33390	0.33915	0.34439	0.38173					

Fixed Term Semi-annually Profit (General Deposit):

1 YEAR	0.31500												
Margin	0.00222												
SDA	0.00222												
Equity	On pro-rata basis												
Islamic Mahana Munafa TDR 1.5 Years (Monthly Average)	0.29722	0.29722	0.30278	0.30722	0.31333	0.35111	0.37667	0.39000	0.41667	0.42889	0.44222	0.44222	0.44222

PRODUCT	0 - 0.99 K	0.10 M - 0.99 M	1 M - 2.49 M	2.50 M - 4.99 M	5 M - 9.99 M	10 M - 24.99 M	25 M - 49.99 M	50 M - 99.99 M	100 M - 199.99 M	200 M - 499.99 M	500 M - 749.99 M	750 M - 999.99 M	1 B & Above
Premium Saving (Monthly Average)	0.16667	0.33333	0.36111	0.38889	0.41667	0.44444	0.45833	0.47222	0.48611	0.50000			

Prepared By:

 Pool Manager

Verified By:

 Section Head, Pool Management

Approved By:

 Resident Shariah Board Member
 29/10/19

Note:
 Weighted average investment ratios are approved by the management as of October 28, 2019.
 Profit Sharing Ratio: Bank (Mudharib share) 50%; Customer (Rab-ul Maal share) 50%

BankIslami Pakistan Limited

General Deposit (FCY) WTGs For the Month of November` 19



BankIslami

Islami Bachat:




	Weightages
USD Saving (Monthly Average)	0.2000
GBP Saving (Monthly Average)	0.2000
EUR Saving (Monthly Average)	0.2000

Islami Amdani Certificate (USD):

30 Days - Bullet Profit	0.3000
3 Month - Bullet Profit	0.4000
6 Month - Bullet Profit	0.5000
1 Year - Bullet Profit	0.6600

Equity

On pro-rata basis

Prepared By:	Verified By:	Approved By:
		
Pool Manager	Section Head Pool Management	Resident Shariah Board Member

Note:

Weighted average investment ratios are approved by the management as of October 28, 2019.
Profit Sharing Ratio: Bank (Mudarib share) 50%:Customer (Rab-ul Maal share) 50%



PRODUCT	Weightages
1 Year TDR Monthly Profit-210505	0.52778
2 Year TDR Monthly Profit-210508	0.66667
3 Year TDR Monthly Profit-210506	0.59722
1 Year TDR Maturity Profit-210509	0.72222
1 Year TDR Monthly Profit-New	0.66667

Prepared By:

Pool Manager

Verified By:

Pool Manager

Approved By:

Resident Shariah Board Member

29/10/19

Note:
Weighted average Investment ratios are approved by the management as of October 28, 2019.
Profit Sharing Ratio: Bank (Mudarib share) 10%;Customer (Rab-ul Maal share) 90%