



PRODUCT	0 - 0.49 M	0.50 M - 0.99 M	1 M - 2.49 M	2.50 M - 4.99 M	5 M - 9.99 M	10 M - 24.99 M	25 M - 49.99 M	50 M - 99.99 M	100 M - 199.99 M	200 M - 499.99 M	500 M - 749.99 M	750 M - 999.99 M	1 B & Above
Islami Bachat (Monthly Average)	0.16667								0.20833	0.22222	0.30556	0.41667	0.47222
Islami Asaan Saving (Monthly Average)	0.16667												
Islami Sahulat (Monthly Average)	0.00222												
Islami Asaan Sahulat (Monthly Average)	0.00222												
Corporate Saving (Monthly Average)	0.19445												
Takaful & Insurance Saving (Monthly Average)	0.22222		0.38889				0.50000						
PF, GF & Pension Fund Saving (Monthly Average)	0.44444						0.50000						

Fixed Term Bullet Profit (General Deposit):														
30 Days	0.23056			0.23333	0.23889	0.24722	0.26111	0.26667	0.31944	0.33333				
3 Month	0.23889			0.24167	0.24722	0.25556	0.26944	0.38889	0.40278	0.41667				
6 Month	0.27694	0.28250	0.31583	0.29361	0.33333	0.36111	0.37500	0.40278	0.41667	0.43056				
1 YEAR	0.30472	0.31027	0.31583	0.32138	0.36111	0.38889	0.40278	0.43056	0.44444	0.45833				
2 YEAR	0.30472	0.31027	0.31583	0.32138	0.36111	0.38889	0.40278	0.43056	0.44444	0.45833				
3 YEAR	0.31861	0.32416	0.32972	0.33527	0.37500	0.40278								
5 YEAR	0.33805	0.34361	0.34916	0.35472	0.39444									

Fixed Term Bullet Profit (Mutual Fund, Takaful and PF & GF Deposit):														
30 Days	0.18158			0.20936	0.22325	0.23714	0.25103	0.26492	0.28436	0.29547				
3 Month	0.22656			0.23211	0.23767	0.25156	0.25989	0.29878	0.30989	0.31545				
6 Month	0.24546			0.25102	0.25380	0.25935	0.26769	0.30102	0.31213	0.31769				
1 YEAR	0.29723			0.30001			0.31389	0.31945	0.32778					

Fixed Term Monthly Profit (General Deposit):													
1 YEAR	0.29732	0.30260	0.30789	0.31317	0.35078	0.37694	0.38998	0.41598	0.42894	0.44186			
2 YEAR	0.29732	0.30260	0.30789	0.31317	0.35078	0.37694	0.38998	0.41598	0.42894	0.44186			
3 YEAR	0.31005	0.31531	0.32056	0.32581	0.36322	0.38922							
5 YEAR	0.32833	0.33357	0.33880	0.34403	0.38129								
6 YEAR	0.37778												
10 YEAR	0.50000												

Fixed Term Quarterly Profit (General Deposit):													
1 YEAR	0.29864	0.30398	0.30931	0.31464	0.35263	0.37908	0.39227	0.41858	0.43170	0.44480			
2 YEAR	0.29864	0.30398	0.30931	0.31464	0.35263	0.37908	0.39227	0.41858	0.43170	0.44480			
3 YEAR	0.31053	0.31580	0.32107	0.32634	0.36388	0.38998							
5 YEAR	0.32865	0.33390	0.33915	0.34439	0.38173								

Fixed Term Semi-annually Profit (General Deposit):													
1 YEAR	0.31500												
Margin	0.00222												
SDA	0.00222												
Equity	On pro-rata basis												
Islamic Mahana Munafa TDR 1.5 Years (Monthly Average)	0.29722	0.29722	0.30278	0.30722	0.31333	0.35111	0.37667	0.39000	0.41667	0.42889	0.44222	0.44222	0.44222

PRODUCT	0 - 0.99 K	0.10 M - 0.99 M	1 M - 2.49 M	2.50 M - 4.99 M	5 M - 9.99 M	10 M - 24.99 M	25 M - 49.99 M	50 M - 99.99 M	100 M - 199.99 M	200 M - 499.99 M	500 M - 749.99 M	750 M - 999.99 M	1 B & Above
Premium Saving (Monthly Average)	0.16667	0.33333	0.36111	0.38889	0.41667	0.44444	0.45833	0.47222	0.48611	0.50000			

Prepared By:   
Pool Manager

Verified By:   
Section Head, Pool Management

Approved By:   
Resident Shariah Board Member

Note:  
Weighted average investment ratios are approved by the management as of September 24, 2019.  
Profit Sharing Ratio: Bank (Mudharib share) 50%; Customer (Rab-ul Maal share) 50%

25/09/19

**BankIslami Pakistan Limited**  
**General Deposit (FCY) WTGs For the Month of October` 19**



**BankIslami**

**Islami Bachat:**




	<b>Weightages</b>
USD Saving (Monthly Average)	0.2000
GBP Saving (Monthly Average)	0.2000
EUR Saving (Monthly Average)	0.2000

**Islami Amdani Certificate (USD):**

30 Days - Bullet Profit	0.3000
3 Month - Bullet Profit	0.4000
6 Month - Bullet Profit	0.5000
1 Year - Bullet Profit	0.6600

**Equity**

On pro-rata basis

Prepared By:	Verified By:	Approved By:
		
<b>Pool Manager</b>	<b>Section Head Pool Management</b>	<b>Resident Shariah Board Member</b>

25/09/19

**Note:**

Weighted average investment ratios are approved by the management as of September 24, 2019.  
 Profit Sharing Ratio: Bank (Mudarib share) 50%:Customer (Rab-ul Maal share) 50%