



SAVING PRODUCTS (Monthly Average)													
PRODUCT	0 – 0.99 K	0.10 M – 0.99 M	1 M – 2.49 M	2.50 M – 4.99 M	5 M – 9.99 M	10 M – 24.99 M	25 M – 49.99 M	50 M – 99.99 M	100 M – 199.99 M	200 M – 499.99 M	500 M – 749.99 M	750 M – 999.99 M	1 B & Above
Islami Asaan Saving	0.40625												
Islami Bachat	0.17188												
Premium Saving	0.17188	0.35938	0.35938	0.35938	0.37500	0.38125	0.38750	0.39375	0.40000	0.40625	0.42188		
Takaful Saving	0.18750		0.34375		0.42188								
Provident, Gratuity & Pension Fund Saving	0.37500			0.42188									
Corporate Saving	0.1875												
Islami Sahulat	0.0025												
Islami Asaan Sahulat	0.0025												

Fixed Term Bullet Profit (General Deposit):	0 – 0.49 M	0.50 M – 0.99 M	1 M – 2.49 M	2.50 M – 4.99 M	5 M – 9.99 M	10 M – 24.99 M	25 M – 49.99 M	50 M – 99.99 M	100 M – 199.99 M	200 M – 499.99 M	500 M – 749.99 M	750 M – 999.99 M	1 B & Above
30 Days	0.25938				0.26250	0.26875	0.27813	0.29375	0.30000	0.35938	0.375		
3 Month	0.25000				0.25938	0.25906	0.28125	0.29688	0.34375	0.34375	0.375		
6 Month	0.28125	0.28125	0.29375	0.3125	0.32813	0.33438	0.34375	0.37500	0.37500	0.37500			
1 YEAR	0.32813	0.34375	0.35313	0.35938	0.375	0.4375	0.4375	0.4375	0.4375	0.4375	0.43750		
2 YEAR	0.34281	0.34906	0.35531	0.35938	0.35938	0.35938	0.35938	0.35938	0.35938	0.35938			
3 YEAR	0.35843	0.35938	0.35938	0.35938	0.35938	0.35938							
5 YEAR	0.38031	0.38656	0.39281	0.39906	0.44375								

Fixed Term Bullet Profit - FI	0 – 0.49 M	0.50 M – 0.99 M	1 M – 2.49 M	2.50 M – 4.99 M	5 M – 9.99 M	10 M – 24.99 M	25 M – 49.99 M	50 M – 99.99 M	100 M – 199.99 M	200 M – 499.99 M	500 M – 749.99 M	750 M – 999.99 M	1 B & Above
30 Days	0.20428				0.23553	0.25116	0.26678	0.28241	0.29803	0.31991	0.33241		
3 Month	0.25488				0.26113	0.26738	0.28300	0.29238	0.33613	0.34863	0.35488		
6 Month	0.27615				0.28240	0.28552	0.29177	0.30115	0.33865	0.35115	0.35740		
1 YEAR	0.33438				0.33751				0.35313	0.35938	0.36876		

Fixed Term Monthly Profit (General Deposit):	0 – 0.49 M	0.50 M – 0.99 M	1 M – 2.49 M	2.50 M – 4.99 M	5 M – 9.99 M	10 M – 24.99 M	25 M – 49.99 M	50 M – 99.99 M	100 M – 199.99 M	200 M – 499.99 M	500 M – 749.99 M	750 M – 999.99 M	1 B & Above
1 YEAR	0.32048	0.33538	0.34430	0.35024	0.36507	0.42406	0.42406	0.42406	0.42406	0.42406			
2 YEAR	0.33448	0.34043	0.34637	0.35024	0.35024	0.35024	0.35024	0.35024	0.35024	0.35024			
3 YEAR	0.34934	0.35024	0.35024	0.35024	0.35024	0.35024							
5 YEAR	0.37010	0.37601	0.38193	0.38783	0.42993								
6 YEAR	0.42500								0.51563				
10 YEAR	0.51563												

Fixed Term Quarterly Profit (General Deposit):	0 – 0.49 M	0.50 M – 0.99 M	1 M – 2.49 M	2.50 M – 4.99 M	5 M – 9.99 M	10 M – 24.99 M	25 M – 49.99 M	50 M – 99.99 M	100 M – 199.99 M	200 M – 499.99 M	500 M – 749.99 M	750 M – 999.99 M	1 B & Above
1 YEAR	0.32186	0.33688	0.34588	0.35188	0.36685	0.42646	0.42646	0.42646	0.42646	0.42646			
2 YEAR	0.33597	0.34198	0.34797	0.35188	0.35188	0.35188	0.35188	0.35188	0.35188	0.35188			
3 YEAR	0.35097	0.35188	0.35188	0.35188	0.35188	0.35188							
5 YEAR	0.37192	0.37790	0.38387	0.38984	0.43240								

Fixed Term Semi-annually Profit (General Deposit):	0 – 0.49 M	0.50 M – 0.99 M	1 M – 2.49 M	2.50 M – 4.99 M	5 M – 9.99 M	10 M – 24.99 M	25 M – 49.99 M	50 M – 99.99 M	100 M – 199.99 M	200 M – 499.99 M	500 M – 749.99 M	750 M – 999.99 M	1 B & Above
1 YEAR	0.35438												

Margin	0.00250
Security Deposit	0.00250
Equity	On pro-rata basis
EHAD SUKUK (Additional Tier 1)	0.87562

COVID-19	0 – 0.49 M	0.50 M – 0.99 M	1 M – 2.49 M	2.50 M – 4.99 M	5 M – 9.99 M	10 M – 24.99 M	25 M – 49.99 M	50 M – 99.99 M	100 M – 199.99 M	200 M – 499.99 M	500 M – 749.99 M	750 M – 999.99 M	1 B & Above
Combating Covid	0.00006												
ITERF	0.18750												
IRSSW-ATP	0.00006												
IRSSW- N.A Corporate	0.12500												
IRSSW- N.A SME	0.06250												

Prepared By:
Pool Manager

Verified By:
Head, Pool Management

Approved By:
RBM/ Head of Shariah Compliance

Note:
Weighted average investment ratios are approved by the management as of May 21, 2020.
Profit Sharing Ratio: Bank (Mudharib share) 50%; Customer (Rab-ul Maal share) 50%



BankIslami

PRODUCT	WEIGHTAGES
SPECIAL POOL (TDR-1 YEAR) MONTHLY PROFIT	0.46875
TWO YEAR SPECIAL TDR MONTHLY PROFIT	0.50000
SPECIAL POOL TDR-3 YEAR MONTHLY PROFIT	0.51563
1YEAR SPECIAL TDR BULLET PROFIT	0.56250
1 YEAR SP 2 TDR MONTHLY PROFIT	0.46875

Prepared By:

Pool Manager

Verified By:

Section Head, Pool Management

Approved By:

Sharia Board Member
Head of Shariah Compliance

Note:

Weighted average investment ratios are approved by the management as of May 21, 2020.

Profit Sharing Ratio: Bank (Mudari share) 15%; Customer (Rab-ul Maal share) 85%




BankIslami Pakistan Limited

General Deposit (FCY) WTGs For the Month of June 2020

**BankIslami**

	SLABS	Weightages
USD Saving (Monthly Average)	\$0 - \$999,999,999	0.3175
Islami USD Premium Savings Account	\$500 - \$4,999	0.5238
	\$5000 - \$9,999	0.7143
	\$10,000- \$49,999	0.8571
	\$50,000 and above	0.9524
Islami Amdani Certificate (USD):	30 Days - Bullet Profit	0.3998
	3 Month - Bullet Profit	0.5332
	6 Month - Bullet Profit	0.6665
	1 Year - Bullet Profit	0.7998
	1 Year - Monthly Profit	0.7998

GBP	GBP Saving (Monthly Average)	0.2000
EURO	EUR Saving (Monthly Average)	0.2000
	Equity	On pro-rata basis

Prepared By:	Verified By:	Approved By:
		
Pool Manager	Section Head Pool Management	RSBM/ Head of Shariah Compliance

Note:

Weighted average investment ratios are approved by the management as of May 21, 2020.

Profit Sharing Ratio: Bank (Mudarib share) 50%:Customer (Rab-ul Maal share) 50%

BankIslami Pakistan Limited

SPL Deposit (PKR) Weightages For the Month of June 2020



BankIslami

Category	Weightages	Category	Weightages	Category	Weightages
Special Saving		Mutual Fund		Special TDR	
SPL-001	0.5625	MF-001	0.56250	STDR-001	0.5625
SPL-002	0.5781	MF-002	0.57813	STDR-002	0.5781
SPL-003	0.5938	MF-003	0.5938	STDR-003	0.5938
SPL-004	0.6094	MF-004	0.6094	STDR-004	0.6094
SPL-005	0.6250	MF-005	0.6250	STDR-005	0.6250
SPL-006	0.6406	MF-006	0.6406	STDR-006	0.6406
SPL-007	0.6563	MF-007	0.6563	STDR-007	0.6563
SPL-008	0.6719	MF-008	0.6719	STDR-008	0.6719
SPL-009	0.6875	MF-009	0.6875	STDR-009	0.6875
SPL-010	0.7031	MF-010	0.7031	STDR-010	0.70313
SPL-011	0.7188	MF-011	0.7188	STDR-011	0.71875
SPL-012	0.7344	MF-012	0.7344	STDR-012	0.73438
SPL-013	0.7500	MF-013	0.7500	STDR-013	0.75000
SPL-014	0.7563	MF-014	0.7563	STDR-014	0.75625
SPL-015	0.7625	MF-015	0.7625	STDR-015	0.76250
SPL-016	0.7688	MF-016	0.7688	STDR-016	0.76875
SPL-017	0.7750	MF-017	0.7750	STDR-017	0.77500
SPL-018	0.7813	MF-018	0.7813	STDR-018	0.78125
SPL-019	0.7875	MF-019	0.7875	STDR-019	0.78750
SPL-020	0.7938	MF-020	0.7938	STDR-020	0.79375
SPL-021	0.8000	MF-021	0.8000	STDR-021	0.80000
SPL-022	0.8063	MF-022	0.8063	STDR-022	0.80625
SPL-023	0.8125	MF-023	0.8125	STDR-023	0.81250
SPL-024	0.8188	MF-024	0.8188	STDR-024	0.81875
SPL-025	0.8250	MF-025	0.8250	STDR-025	0.82500
SPL-026	0.8313	MF-026	0.8313	STDR-026	0.83125
SPL-027	0.8375	MF-027	0.8375	STDR-027	0.83750
SPL-028	0.8438	MF-028	0.8438	STDR-028	0.84375
SPL-029	0.8500	MF-029	0.8500	STDR-029	0.85000
SPL-030	0.8563	MF-030	0.8563	STDR-030	0.85625
SPL-031	0.8625	MF-031	0.8625	STDR-031	0.86250
SPL-032	0.8688	MF-032	0.8688	STDR-032	0.86875
SPL-033	0.8750	MF-033	0.8750	STDR-033	0.87500
SPL-034	0.8813	MF-034	0.8813	STDR-034	0.88125
SPL-035	0.4375	MF-035	0.4375	STDR-035	0.4375
SPL-036	0.4531	MF-036	0.4531	STDR-036	0.4531
SPL-037	0.4688	MF-037	0.4688	STDR-037	0.4688
SPL-038	0.4844	MF-038	0.4844	STDR-038	0.4844
SPL-039	0.5000	MF-039	0.5000	STDR-039	0.5000
SPL-040	0.5156	MF-040	0.5156	STDR-040	0.5156
SPL-041	0.5313	MF-041	0.5313	STDR-041	0.5313
SPL-042	0.5469	MF-042	0.5469	STDR-042	0.5469
SPL-043	0.3750	MF-043	0.3750	STDR-043	0.3750
SPL-044	0.3906	MF-044	0.3906	STDR-044	0.3906
SPL-045	0.4063	MF-045	0.4063	STDR-045	0.4063
SPL-046	0.4219	MF-046	0.4219	STDR-046	0.4219

Prepared By:

Pool Manager

Verified By:

Section Head
Pool Management

Approved By:

Resident Shariah Board Member/
Head of Shariah Compliance

Note:

Weighted average investment ratios are approved by the management as of May 21, 2020.

Profit Sharing Ratio: Bank (Mudarib share) 25%:Customer (Rab-ul Maal share) 75%

Customer may obtain information about its category by making call on 111475264