



General Deposit (PKR) WTGs For the Month of May 2020

SAVING PRODUCTS														
PRODUCT	0-0.49 M	0.50 M-0.99 M	1 M-2.49 M	2.50 M-4.99 M	5 M-9.99 M	10 M-24.99 M	25 M-49.99 M	50 M-99.99 M	100 M-199.99 M	200 M-499.99 M	500 M-749.99 M	750 M-999.99 M	1 B & Above	
Islami Asaan Saving (Monthly Average)	0.45313													
Islami Bachat (Monthly Average)	0.17188								0.21875	0.23438	0.3125	0.42188	0.45313	
Islami Sahulat (Monthly Average)	0.0025													
Islami Asaan Sahulat (Monthly Average)	0.0025													
Corporate Saving (Monthly Average)	0.1875													
Takaful Saving (Monthly Average)	0.18750		0.34375										0.45313	
Provident, Gratuity & Pension Fund Saving (Monthly Average)	0.37500													
PRODUCT	0-0.99 K	0.10 M-0.99 M	1 M-2.49 M	2.50 M-4.99 M	5 M-9.99 M	10 M-24.99 M	25 M-49.99 M	50 M-99.99 M	100 M-199.99 M	200 M-499.99 M	500 M-749.99 M	750 M-999.99 M	1 B & Above	
Premium Saving (Monthly Average)	0.17188	0.35938	0.35938	0.35938	0.37500	0.39063	0.40625	0.42188	0.42188	0.43750	0.45313			

Fixed Term Bullet Profit (General Deposit):	0-0.49 M	0.50 M-0.99 M	1 M-2.49 M	2.50 M-4.99 M	5 M-9.99 M	10 M-24.99 M	25 M-49.99 M	50 M-99.99 M	100 M-199.99 M	200 M-499.99 M	500 M-749.99 M	750 M-999.99 M	1 B & Above
30 Days	0.25938				0.26250	0.26875	0.27813	0.29375	0.30000	0.35938	0.375		
3 Month	0.25000				0.25938	0.25906	0.28125	0.29688	0.34375	0.34375	0.375		
6 Month	0.28125	0.28125	0.29375	0.3125	0.32813	0.33438	0.34375	0.37500	0.37500	0.37500			
1 YEAR	0.32813	0.34375	0.35313	0.35938	0.375	0.4375	0.4375	0.45313	0.45313	0.45313			
2 YEAR	0.34281	0.34906	0.35531	0.35938	0.35938	0.35938	0.35938	0.35938	0.35938	0.35938			
3 YEAR	0.35843	0.35938	0.35938	0.35938	0.35938	0.35938							
5 YEAR	0.38031	0.38656	0.39281	0.39906	0.44375								


Fixed Term Bullet Profit (Mutual, Takaful, Provident & Gratuity Fund Deposit):	30 Days	3 Month	6 Month	1 YEAR
	0.20428	0.25488	0.27615	0.33438
	0.23553	0.26113	0.28240	0.33751
	0.25116	0.26738	0.28552	0.33751
	0.26678	0.28300	0.29177	0.35313
	0.28241	0.29238	0.30115	0.35938
	0.29803	0.33613	0.33865	0.35313
	0.31991	0.34863	0.35115	0.35938
	0.33241	0.35488	0.35740	0.36876


Fixed Term Monthly Profit (General Deposit):	1 YEAR	2 YEAR	3 YEAR	5 YEAR	6 YEAR	10 YEAR
	0.32048	0.33448	0.34934	0.37010	0.42500	
	0.33538	0.34043	0.35024	0.37601	0.51563	
	0.34430	0.34637	0.35024	0.38193	0.42993	
	0.35024	0.35024	0.35024	0.38783	0.42500	
	0.36507	0.35024	0.35024	0.38783	0.51563	
	0.42406	0.35024	0.35024	0.38783	0.51563	
	0.42406	0.35024	0.35024	0.38783	0.51563	
	0.43873	0.35024	0.35024	0.38783	0.51563	
	0.43873	0.35024	0.35024	0.38783	0.51563	
	0.43873	0.35024	0.35024	0.38783	0.51563	


Fixed Term Quarterly Profit (General Deposit):	1 YEAR	2 YEAR	3 YEAR	5 YEAR
	0.32186	0.33597	0.35097	0.37192
	0.33688	0.34198	0.35188	0.37790
	0.34588	0.34797	0.35188	0.38387
	0.35188	0.35188	0.35188	0.38984
	0.36685	0.35188	0.35188	0.38984
	0.42646	0.35188	0.35188	0.38984
	0.42646	0.35188	0.35188	0.38984
	0.44130	0.35188	0.35188	0.38984
	0.44130	0.35188	0.35188	0.38984
	0.44130	0.35188	0.35188	0.38984

Fixed Term Semi-annually Profit (General Deposit):	1 YEAR
	0.35438

Margin	0.00250												
Security Deposit	0.00250												
Equity	On pro-rata basis												
Islamic Mahana Munafa TDR 1.5 Years (Monthly Average)	0.33437	0.33477	0.34063	0.34562	0.35250	0.39500	0.42375	0.43875	0.46875	0.48250	0.49750	0.49750	0.49750
EHAD SUKUK	0.87562												

Prepared By:  Pool Manager

Verified By:  Section Head, Pool Management

Approved By:  RSBM/ Head of Shariah Compliance

28/04/2020

Note:  
Weighted average investment ratios are approved by the management as of April 27, 2020.  
Profit Sharing Ratio: Bank (Mudharib share) 50%; Customer (Rab-ul Maal share) 50%

**BankIslami Pakistan Limited**




General Deposit (FCY) WTGs For the Month of May 2020



BankIslami

	SLABS	Weightages
USD Saving (Monthly Average)	\$0 - \$999,999,999	0.2666
Islami USD Premium Savings Account	\$500 - \$4,999	0.5238
	\$5000 - \$9,999	0.7143
	\$10,000- \$49,999	0.8571
	\$50,000 and above	0.9524
Islami Amdani Certificate (USD):	30 Days - Bullet Profit	0.3998
	3 Month - Bullet Profit	0.5332
	6 Month - Bullet Profit	0.6665
	1 Year - Bullet Profit	0.7998

GBP	GBP Saving (Monthly Average)	0.2000
EURO	EUR Saving (Monthly Average)	0.2000
	Equity	On pro-rata basis

Prepared By:	Verified By:	Approved By:
		 28/04/2020
Pool Manager	Section Head Pool Management	RSBM/ Head of Shariah Compliance

**Note:**

Weighted average investment ratios are approved by the management as of April 27, 2020.

Profit Sharing Ratio: Bank (Mudarib share) 50%:Customer (Rab-ul Maal share) 50%



BankIslami

PRODUCT	WEIGHTAGES
SPECIAL POOL (TDR-1 YEAR) MONTHLY PROFIT	0.53125
TWO YEAR SPECIAL TDR MONTHLY PROFIT	0.50000
SPECIAL POOL TDR-3 YEAR MONTHLY PROFIT	0.51563
1YEAR SPECIAL TDR BULLET PROFIT	0.56250
1 YEAR SP 2 TDR MONTHLY PROFIT	0.46875

Prepared By:

Pool Manager

Verified By:

Section Head, Pool Management

Approved By:

Resident Shariah Board Member/  
Head of Shariah Compliance

**Note:**

Weighted average investment ratios are approved by the management as of April 27, 2020.

Profit Sharing Ratio: Bank (Mudarib share) 15%:Customer (Rab-ul Maal share) 85%

**BankIslami Pakistan Limited**

SPL Deposit (PKR) Weightages For the Month of May 2020



BankIslami

Category	Weightages	Category	Weightages	Category	Weightages
Special Saving		Mutual Fund		Special TDR	
SPL-001	0.5625	MF-001	0.56250	STDR-001	0.5625
SPL-002	0.5781	MF-002	0.57813	STDR-002	0.5781
SPL-003	0.5938	MF-003	0.5938	STDR-003	0.5938
SPL-004	0.6094	MF-004	0.6094	STDR-004	0.6094
SPL-005	0.6250	MF-005	0.6250	STDR-005	0.6250
SPL-006	0.6406	MF-006	0.6406	STDR-006	0.6406
SPL-007	0.6563	MF-007	0.6563	STDR-007	0.6563
SPL-008	0.6719	MF-008	0.6719	STDR-008	0.6719
SPL-009	0.6875	MF-009	0.6875	STDR-009	0.6875
SPL-010	0.7031	MF-010	0.7031	STDR-010	0.70313
SPL-011	0.7188	MF-011	0.7188	STDR-011	0.71875
SPL-012	0.7344	MF-012	0.7344	STDR-012	0.73438
SPL-013	0.7500	MF-013	0.7500	STDR-013	0.75000
SPL-014	0.7563	MF-014	0.7563	STDR-014	0.75625
SPL-015	0.7625	MF-015	0.7625	STDR-015	0.76250
SPL-016	0.7688	MF-016	0.7688	STDR-016	0.76875
SPL-017	0.7750	MF-017	0.7750	STDR-017	0.77500
SPL-018	0.7813	MF-018	0.7813	STDR-018	0.78125
SPL-019	0.7875	MF-019	0.7875	STDR-019	0.78750
SPL-020	0.7938	MF-020	0.7938	STDR-020	0.79375
SPL-021	0.8000	MF-021	0.8000	STDR-021	0.80000
SPL-022	0.8063	MF-022	0.8063	STDR-022	0.80625
SPL-023	0.8125	MF-023	0.8125	STDR-023	0.81250
SPL-024	0.8188	MF-024	0.8188	STDR-024	0.81875
SPL-025	0.8250	MF-025	0.8250	STDR-025	0.82500
SPL-026	0.8313	MF-026	0.8313	STDR-026	0.83125
SPL-027	0.8375	MF-027	0.8375	STDR-027	0.83750
SPL-028	0.8438	MF-028	0.8438	STDR-028	0.84375
SPL-029	0.8500	MF-029	0.8500	STDR-029	0.85000
SPL-030	0.8563	MF-030	0.8563	STDR-030	0.85625
SPL-031	0.8625	MF-031	0.8625	STDR-031	0.86250
SPL-032	0.8688	MF-032	0.8688	STDR-032	0.86875
SPL-033	0.8750	MF-033	0.8750	STDR-033	0.87500
SPL-034	0.8813	MF-034	0.8813	STDR-034	0.88125
SPL-035	0.4375	MF-035	0.4375	STDR-035	0.4375
SPL-036	0.4531	MF-036	0.4531	STDR-036	0.4531
SPL-037	0.4688	MF-037	0.4688	STDR-037	0.4688
SPL-038	0.4844	MF-038	0.4844	STDR-038	0.4844
SPL-039	0.5000	MF-039	0.5000	STDR-039	0.5000
SPL-040	0.5156	MF-040	0.5156	STDR-040	0.5156
SPL-041	0.5313	MF-041	0.5313	STDR-041	0.5313
SPL-042	0.5469	MF-042	0.5469	STDR-042	0.5469
SPL-043	0.3750	MF-043	0.3750	STDR-043	0.3750
SPL-044	0.3906	MF-044	0.3906	STDR-044	0.3906
SPL-045	0.4063	MF-045	0.4063	STDR-045	0.4063
SPL-046	0.4219	MF-046	0.4219	STDR-046	0.4219

Handwritten notes in the right margin of the table, including values like 9, 9.25, 9.50, 10.25, 10.5, 10.75, 11, 11.25, 11.50, 11.75, 12, 12.25, 12.5, 12.75, 13, 13.25, 13.5, 13.75, 14, 14.25, 14.5, 14.75, 15, 15.25, 15.5, 15.75, 16, 16.25, 16.5, 16.75, 17, 17.25, 17.5, 17.75, 18, 18.25, 18.5, 18.75, 19, 19.25, 19.5, 19.75, 20.

Prepared By:

Pool Manager

Verified By:

Section Head  
Pool Management

Approved By:

Resident Shariah Board Member/  
Head of Shariah Compliance

**Note:**

Weighted average investment ratios are approved by the management as of April 27, 2020.

Profit Sharing Ratio: Bank (Mudarib share) 25%:Customer (Rab-ul Maal share) 75%

Customer may obtain information about its category by making call on 111475264